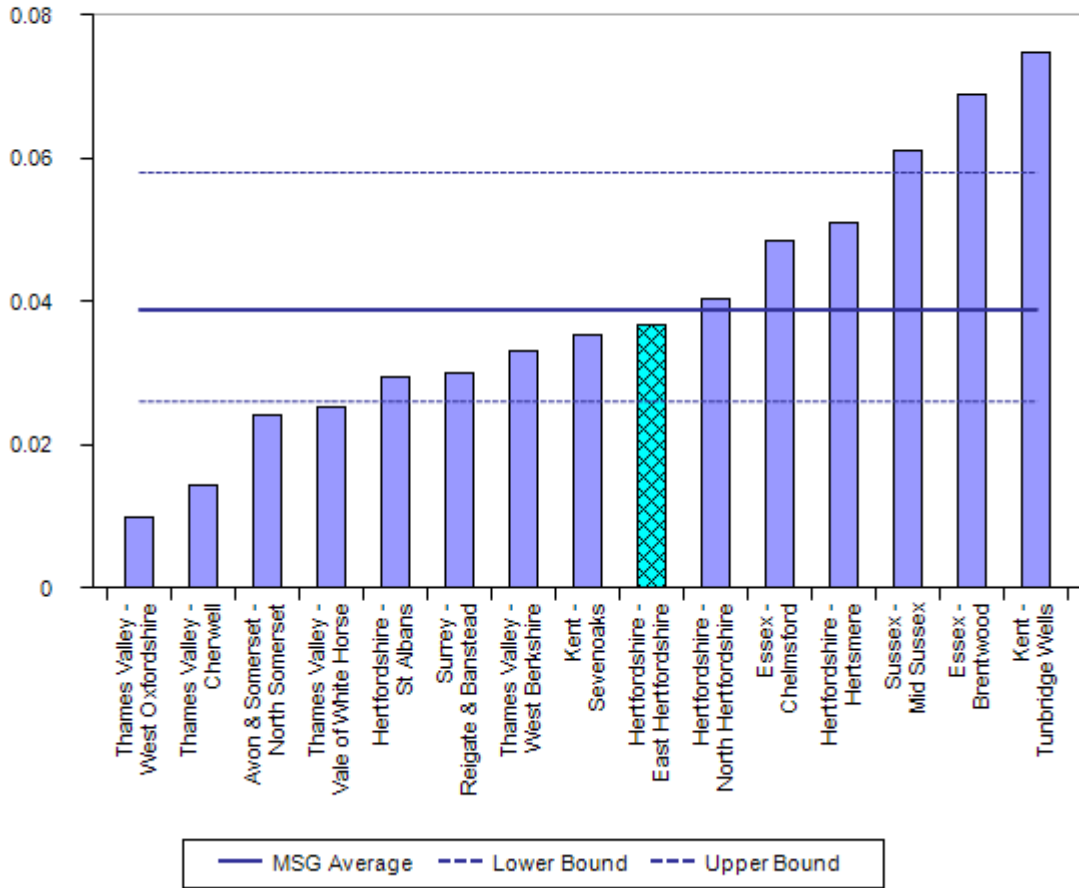


Most serious violence NI 15

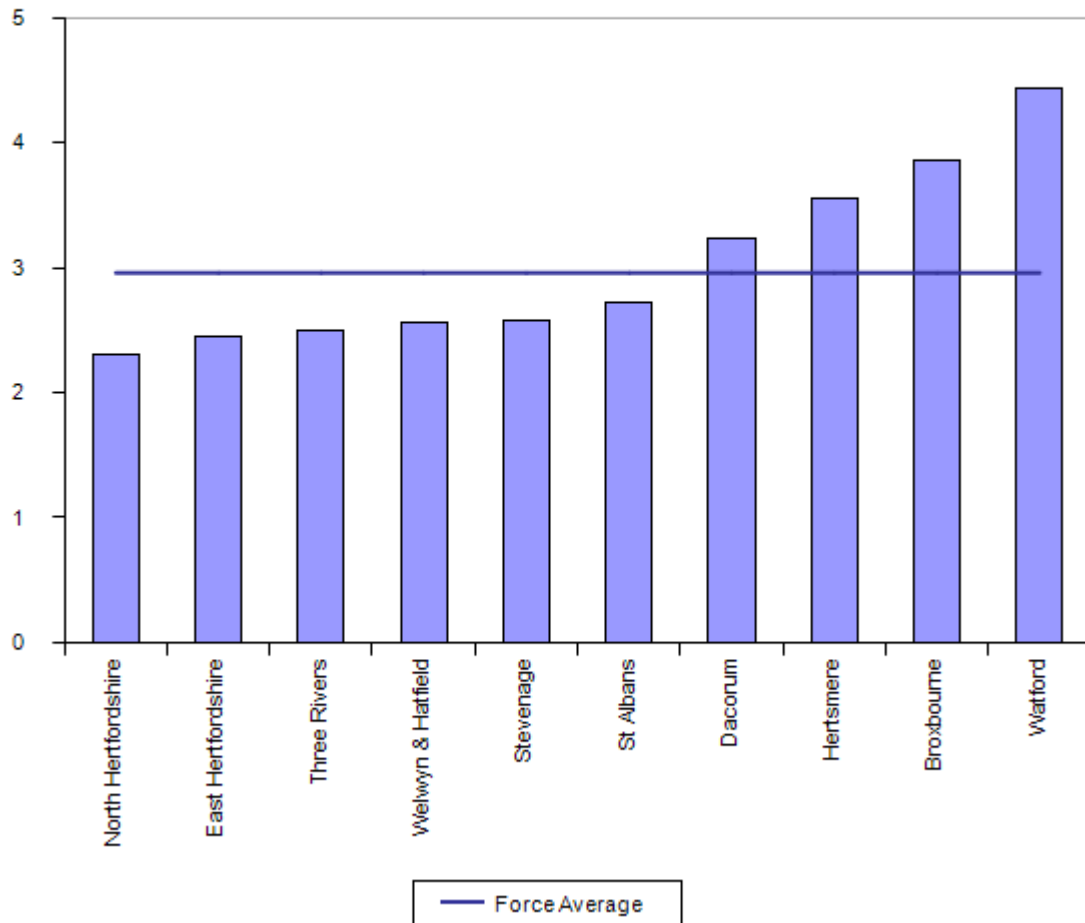
**iQuanta Barchart MSG - Crimes per 1000 Residents
Hertfordshire - East Hertfordshire CDRP
Most serious violence exc GBH without intent
01 Feb 2010 - 30 Apr 2010**



CDRP	Crimes per 1000 Residents
Thames Valley - West Oxfordshire	0.010
Thames Valley - Cherwell	0.014
Avon & Somerset - North Somerset	0.024
Thames Valley - Vale of White Horse	0.025
Hertfordshire - St Albans	0.030
Surrey - Reigate & Banstead	0.030
Thames Valley - West Berkshire	0.033
Kent - Sevenoaks	0.035
Hertfordshire - East Hertfordshire	0.037
Hertfordshire - North Hertfordshire	0.040
Essex - Chelmsford	0.048
Hertfordshire - Hertsmere	0.051
Sussex - Mid Sussex	0.061
Essex - Brentwood	0.069
Kent - Tunbridge Wells	0.075
Hertfordshire - East Hertfordshire MSG	0.039

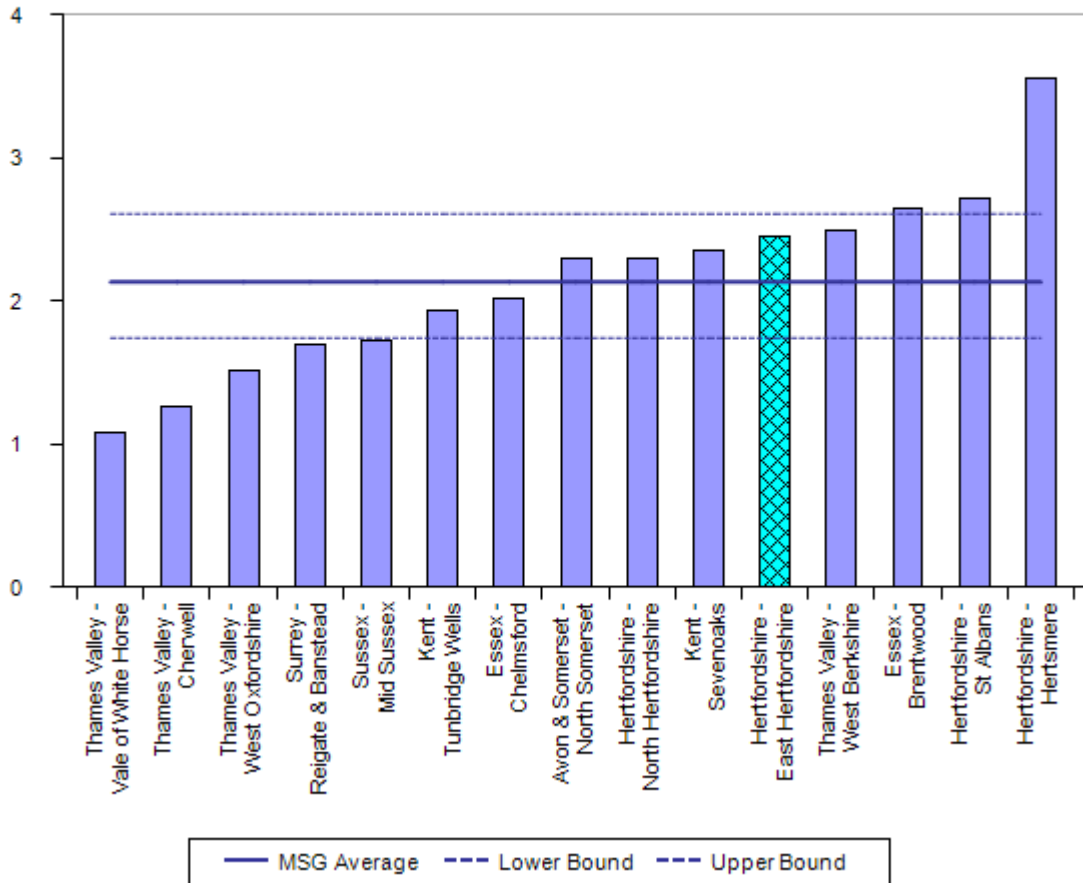
Serious Acquisitive crime NI 16

iQuanta Barchart Force - Crimes per 1000 Residents
Hertfordshire CDRPs
Serious Acquisitive Crime
01 May 2010 - 31 Jul 2010



Source: iQuanta 13-08-2010

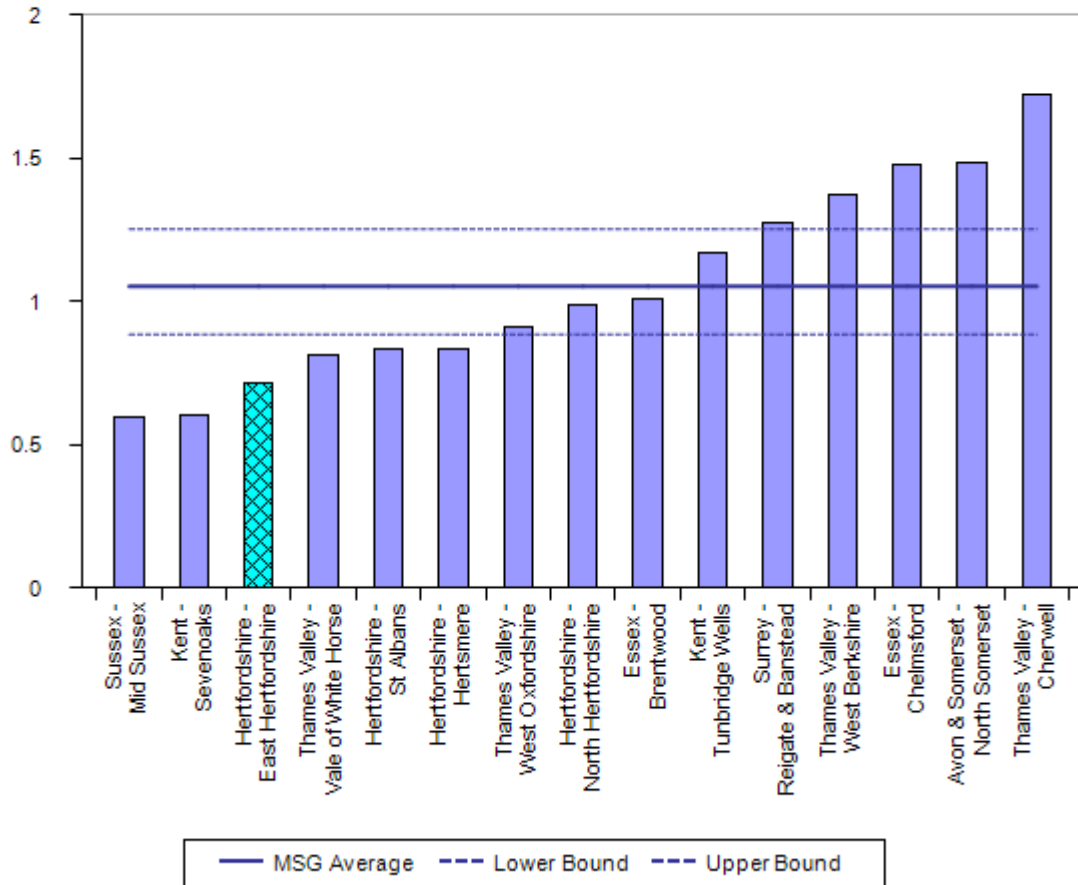
iQuanta Barchart MSG - Crimes per 1000 Residents
Hertfordshire - East Hertfordshire CDRP
Serious Acquisitive Crime [SPI 5.2 / NI16]
01 May 2010 - 31 Jul 2010



CDRP	Crimes per 1000 Residents
Thames Valley - Vale of White Horse	1.075
Thames Valley - Cherwell	1.268
Thames Valley - West Oxfordshire	1.518
Surrey - Reigate & Banstead	1.694
Sussex - Mid Sussex	1.719
Kent - Tunbridge Wells	1.929
Essex - Chelmsford	2.013
Avon & Somerset - North Somerset	2.294
Hertfordshire - North Hertfordshire	2.304
Kent - Sevenoaks	2.359
Hertfordshire - East Hertfordshire	2.446
Thames Valley - West Berkshire	2.489
Essex - Brentwood	2.648
Hertfordshire - St Albans	2.714
Hertfordshire - Hertsmere	3.555
Hertfordshire - East Hertfordshire MSG	2.135

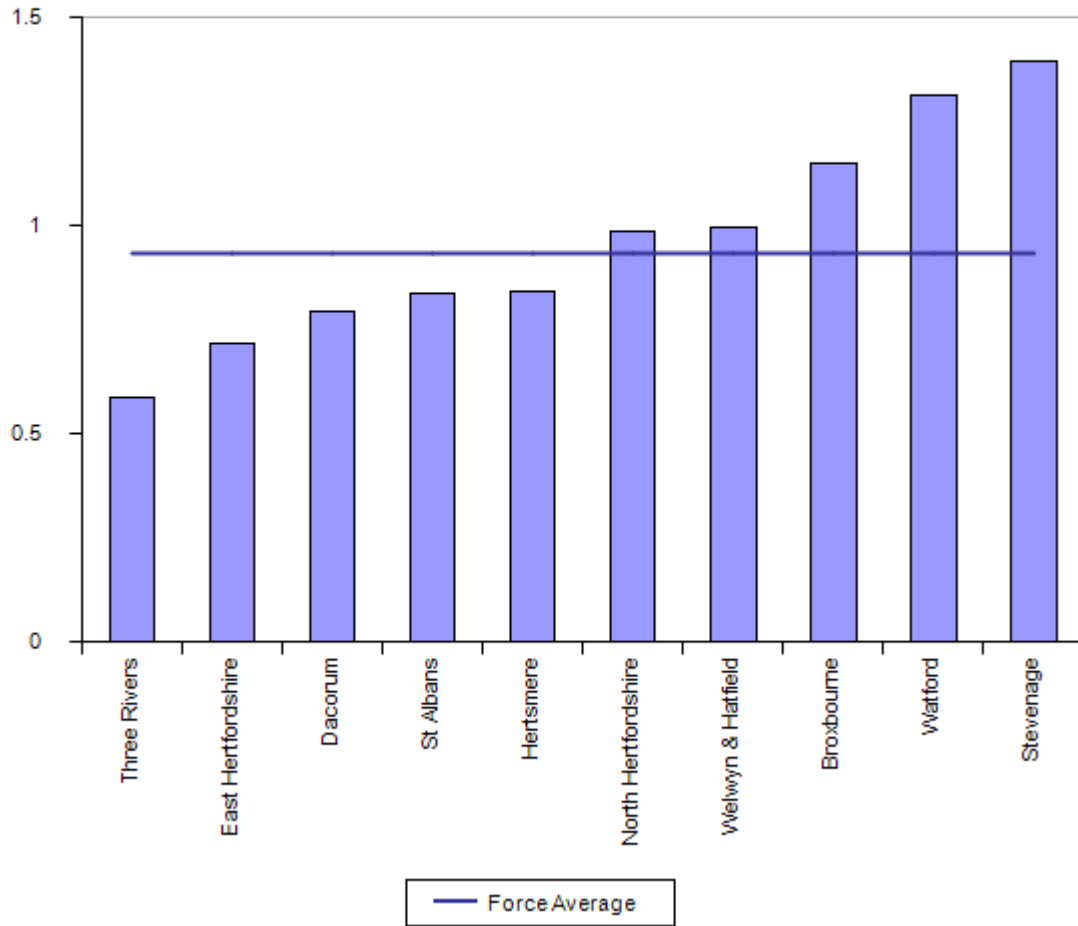
Assault with injury crime rate NI 20

iQuanta Barchart MSG - Crimes per 1000 Residents
 Hertfordshire - East Hertfordshire CDRP
 Assault with Less Serious Injury [SPI 5.3 / NI20]
 01 May 2010 - 31 Jul 2010



CDRP	Crimes per 1000 Residents
Sussex - Mid Sussex	0.596
Kent - Sevenoaks	0.603
Hertfordshire - East Hertfordshire	0.715
Thames Valley - Vale of White Horse	0.813
Hertfordshire - St Albans	0.836
Hertfordshire - Hertsmere	0.838
Thames Valley - West Oxfordshire	0.911
Hertfordshire - North Hertfordshire	0.986
Essex - Brentwood	1.007
Kent - Tunbridge Wells	1.170
Surrey - Reigate & Banstead	1.274
Thames Valley - West Berkshire	1.373
Essex - Chelmsford	1.481
Avon & Somerset - North Somerset	1.483
Thames Valley - Cherwell	1.722
Hertfordshire - East Hertfordshire MSG	1.054

iQuanta Barchart Force - Crimes per 1000 Residents
Hertfordshire CDRPs
Assault with Less Serious Injury
01 May 2010 - 31 Jul 2010



Source: iQuanta 13-08-2010